



PLATE GRABS & DRUM LIFTER

Lifting clamps designed according to EN13155.
Lift, lower and position with complete safety.



Minimum working load to be lifted is 10% of working load limit. Maximum permitted surface hardness of item to be lifted is 300 HB (HRC 32).
Spares are available.



VERTICAL

- Vertical Plate Grabs are suitable for the vertical lifting of plate steel up to 60mm thick
- Grabs are equipped with a safety mechanism, ensuring the grab does not slip when the lifting force is applied and when the load is being lowered
- Spring-loaded tightening lock mechanism ensures a positive initial clamping force

Product Code	Working Load Limit (Kg)	Minimum Load (Kg)	Jaw Opening (mm)	Eye Diameter (mm)	Net Weight Per Pair (Kg)
MGV1000	1000	100	0 - 22	50	3.6
MGV2000	2000	200	0 - 30	54	5.5
MGV3000	3000	300	0 - 40	60	10
MGV5000	5000	500	5 - 45	68	17
MGV8000	8000	800	5 - 55	65	26



UNIVERSAL

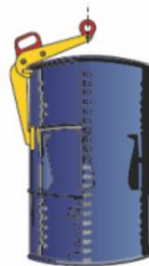
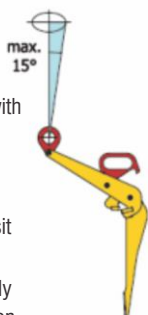
- Universal Plate Grabs are suitable for secure bi-directional lifting of plate steel up to 45mm thick
- Equipped with a pre-tension mechanism ensuring the grab does not slip when the lifting force is applied and when the load is being lowered

Product Code	Working Load Limit (Kg)	Minimum Load (Kg)	Jaw Opening (mm)	Eye Diameter (mm)	Net Weight Per Pair (Kg)
MGU1000	1000	100	0 - 20	50	5
MGU2000	2000	200	0 - 25	68	8
MGU3000	3000	300	0 - 30	75	15
MGU5000	5000	500	0 - 50	68	23
MGU8000	8000	800	0 - 45	88	37



DRUM LIFTER


- Drum lifter has been designed to lift and transport drums in the vertical position with or without lids by gripping the rim of the drum
- Its light weight and small overall design makes it ideal for picking up drums that sit tightly on pallets
- The centre of gravity of the drum is directly below the lifting point during transportation



Item Code	Working Load Limit (kg)	Eye Diameter (mm)	Net Weight (Kg)
MGDLV	600	50	7



BEAM CLAMPS



Item Code	Working Load Limit (kg)	Adjustable Beam Width (mm)	Net Weight (Kg)
MC01	1000	75 - 220	4.5
MC02	2000	75 - 220	5.0
MC03	3000	80 - 320	10.5
MC05	5000	80 - 320	11.0
MC10	10000	90 - 320	16.0